



PRECAST CONCRETE APPLICATION GUIDE

ALL THE SOLUTIONS FOR **CLEANING, PROTECTION
AND AESTHETICS** OF PRECAST ELEMENTS AND
TOOLS



STEP 1 ► PREPARATION OF EQUIPMENT

Your mixer is dirty (concrete residues).
You have to clean it before the mixing



GTR® Premium is a new generation **concrete cleaner and degreaser** for RMC plant equipment. It is highly effective at **removing concrete and cement residues.**

Your mixer is clean. You want to prevent your concrete from sticking to the mixer.



Guard Tech Neutralizer® has a preventive action : it **prevents concrete from contaminating equipment and makes maintenance easier.** It therefore helps to increase the lifespan of equipment.

Your metallic table has rust stains. You have to clean the rust before projecting.



GTC® is a **rust stripper** for RMC plant equipment. It is highly effective and very quick at **removing rust.** Cleaning your table will **avoid rust from staining your concrete claddings.**

Your metallic table is clean. You need to apply a release agent to help demoulding the concrete.



D'Mould Guard® Mineral is a releasing agent. It makes light work of mould release and ensures **excellent surface finishing.**

Your mould* is dirty (concrete residues).
You have to clean it before projecting.



GTR® Premium is a new generation **concrete cleaner and degreaser for RMC plant equipment.** It is highly effective at **removing concrete and cement residues.**

Your mould is clean.** You need to apply a release agent to help demoulding the concrete.



D'Mould Guard® Mineral is a releasing agent. It makes light work of mould release and ensures **excellent surface finishing.**

NEVER USE WAX-BASED DEMOULDING AGENT.
Wax will avoid correct cleaning and preparation of the surface. This will avoid the penetration of any impregnation protection products.

* Use GTR Premium for metallic moulds. For elastomer or polyurethane moulds, just clean with water and soap.

** Use D'Mould Guard Mineral for metallic or elastomer moulds. For silicon moulds, no releasing agent requested.

STEP 2 ► CLEANING THE CONCRETE PANELS AFTER DEMOULDING

Your concrete has traces of releasing agent

Your concrete has efflorescences

Your concrete has small concrete residues

for non metallic fibers

NET'GUARD® Eco

SURFACE PREPARATION

Net'Guard® Eco Surface Preparation is a new generation stripper used to **prepare precast elements before the application of a finishing product.**

It is very efficient in **removing efflorescences and concrete residues.**

It also **increases concrete porosity** and helps finishing products to penetrate.



for metallic fibers

NET'GUARD® Eco

MAINTENANCE

Net'Guard® Eco Maintenance is a cleaner-degreaser designed to **maintain and clean concrete. It removes soiling and grease residues (storage oils, demoulding oils...).**

Its **non acid formula** makes it an ideal product for concrete with metallic fibers.



STEP 3 ► APPLICATION OF A CLEAR FINISHING PRODUCT

Your concrete is fresh (at least 24h).
You want to protect it against water and staining with an invisible finish.

PROTECTGUARD® FC 24H

FRESH CONCRETE

ProtectGuard® FC 24H is a water and oil-repellent product that **protects concrete against water penetration, humidity, oil and stains.**

Thanks to its specific fomulation, ProtectGuard® FC 24H **can be applied to alkaline materials (ph > 9).**

ProtectGuard® FC 24H is ideal for **protecting concrete during transportation and storage.**



Your concrete is mature. You want to protect it against water and staining with an invisible finish.

PROTECTGUARD® CE

SPECIAL CONCRETE

ProtectGuard® CE Special Concrete durably protects precast concrete **against water, efflorescences, mould, atmospheric pollution, grease-type staining, chlorides, corrosion and carbonation.**

ProtectGuard® CE Special Concrete is a CE marking product, that **meets standard EN 1504 part 2.**

Your concrete is mature. You want to protect it against water and staining with a wet effect finish.

PROTECTGUARD® WF

SPECIAL CONCRETE

ProtectGuard® WF Special Concrete protects **against water, mould, greasy stains, soiling and prevents rising of efflorescences.**

ProtectGuard® WF Special Concrete gives a **wet effect with a flat or a glossy finish.**

► APPLICATION OF A COLOURED FINISHING PRODUCT

Your concrete is at least 28 days old. You want to protect it against water and staining with a coloured finish.

for non metallic fibers



ProtectGuard® Color protects concrete against water, greasy stains and pollution.

ProtectGuard® Color is a semi transparent impregnation product, which colours whilst at the same time retaining the mineral look of the concrete.

for metallic fibers



ProtectGuard® Color AntiGraffiti protects concrete against water, greasy stains and pollution. It also offers **antigraffiti protection that resists about 15 cleanings.**

ProtectGuard® Color AntiGraffiti is a semi transparent impregnation product, which colours whilst at the same time retaining the mineral look of the concrete. This version creates a slight film protecting metallic fibers against humidity and rust.



STEP 4 ► **MAINTENANCE OF THE CONCRETE PANELS**

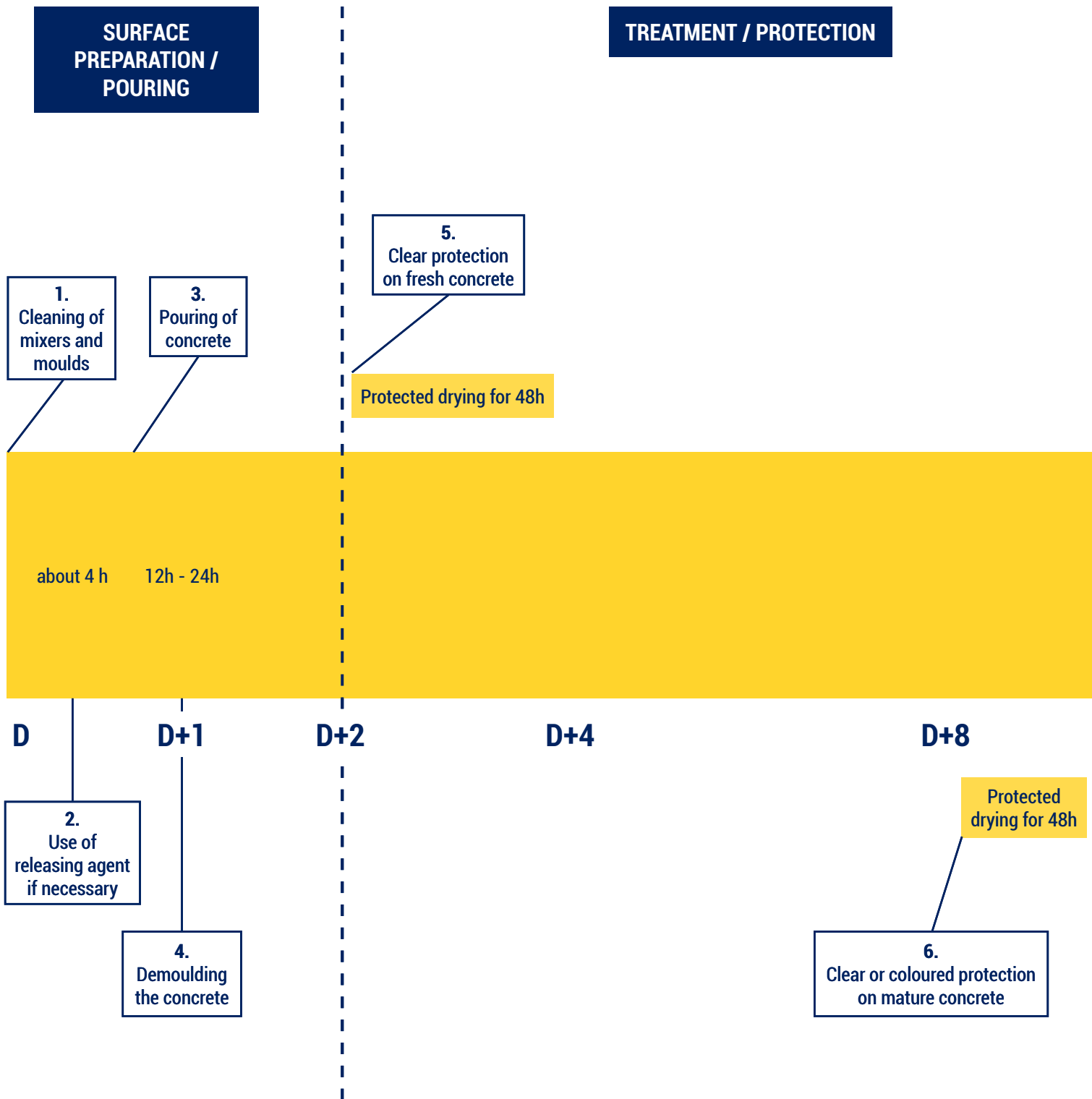
You want to keep your concrete panel clean or clean it after storage.



Net'Guard® Eco Maintenance is a cleaner-degreaser designed to **maintain and clean concrete**. It removes **soiling and grease residues (storage oils, demoulding oils...)**.

Its **non acid formula** makes it an ideal product for concrete with metallic fibers.

PRODUCTION TIMELINE



STORAGE

MAINTENANCE

REPAIR / RENOVATION

7.
Cleaning /
maintenance

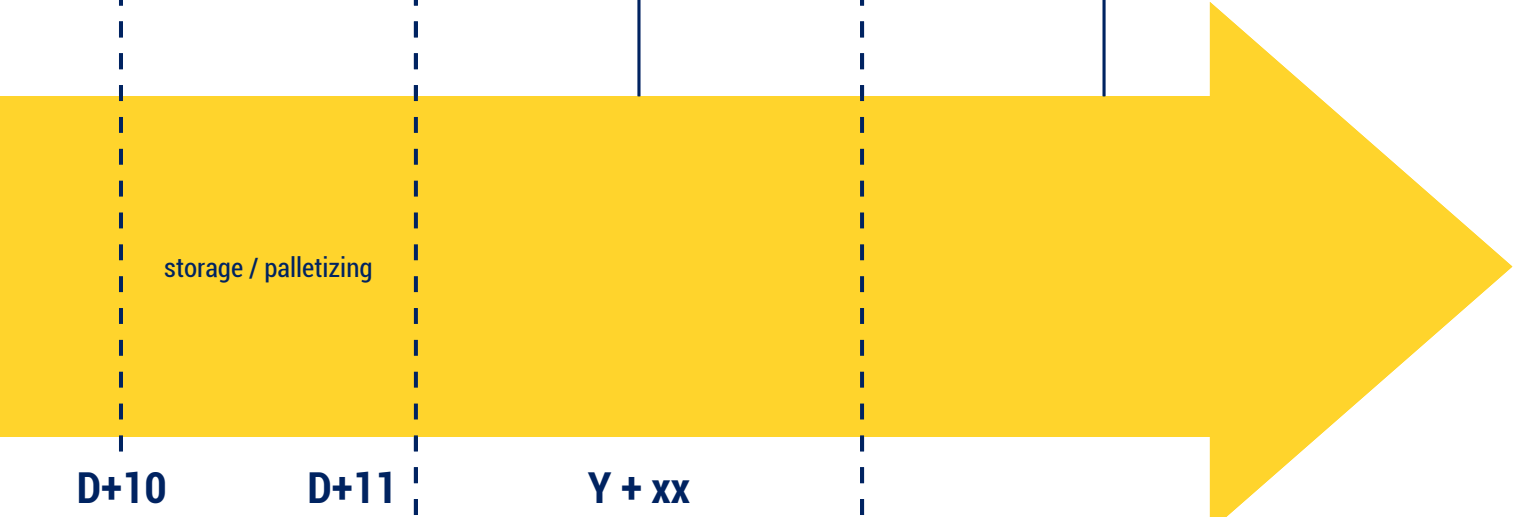
8.
Process of repair
/ renovation

storage / palletizing




D+10

D+11

Y + xx



PROJECT REFERENCES



1 W Hotel (Dubai, UAE) **2** Paris Public Transportation Company (Thiais, France) **3** Marseillaise tower (Marseille, France) **4** Qatar National Museum (Doha, Qatar) **5** Rabat-Salé Airport (Rabat, Morocco) **6** Veepee head office (Saint-Denis, France) **7** One Thousand Museum (Miami, USA)



GUARD INDUSTRY

7, rue Gutenberg - 93108 Montreuil Cedex – France

Tél: +33 (0)1 55 86 17 60 – Fax: +33 (0)1 48 58 16 89

E-mail: contact@guardindustry.com

