


# PROTECTGUARD®

## C O L O R

### SPECIAL GRP



## TWO-COMPONENT WATER, OIL, STAIN AND GRAFFITI REPELLENT PROTECTION AND DECORATION FOR GRP

- PROTECTION AGAINST WATER, OIL, STAINS AND SOILING
- PERMANENT ANTI-GRAFFITI
- HIGHLY UV RESISTANT

- EFFICIENCY > 10 YEARS
- DECORATES AND EMBELLISHES
- INTERIOR AND EXTERIOR

#### PRODUCT DESCRIPTION

ProtectGuard® Color Special GRP is a new-generation product for the protection and decoration of GRP materials. Composed of mineral pigments, it allows GRP to be given subtly decorative tints.

ProtectGuard® Color Special GRP is a two-component product, that provides to give it lasting protection against graffiti and tags of all kinds (paint, felt pen, etc.), water, grease and stains.

ProtectGuard® Color Special GRP protects treated surfaces permanently. It can be cleaned dozens of times (using GraffiGuard® 2010 anti-graffiti cleaner) and will still keep working, so it does not need to be reapplied after graffiti has been removed.

ProtectGuard® Color Special GRP is not a paint but a semi-transparent impregnating that does not alter the structure or appearance of the GRP.

ProtectGuard® Color Special GRP does not peel, blister or yellow. It slows the aging of GRP, simplifies its maintenance and allows its new, clean appearance to be preserved for much longer.

#### USE


ProtectGuard® Color Special GRP can be applied indoors and outdoors to protect and colour all GRP.

#### AVAILABLE COLOURS

ProtectGuard® Color Special GRP stains come in 42 standard colors and are available in flat or glossy finish. Customers' own colours can also be incorporated in the laboratory or on site on demand.

#### ADVANTAGES AND CHARACTERISTICS

- Unlike a paint, it colours while protecting the appearance of the GRP.
- Excellent protection against water, dirt and stains.
- Permanent anti-graffiti protection.
- Abrasion and scratch resistant.
- Limits surface growth of moss and lichen.
- Easy to clean.



## ENVIRONMENT

### Ecological and respects the environment:

- Water-based product.
- No petroleum-based solvents.
- Silicone-free.
- Safe and non-toxic.
- More than 80% biodegradable\*.
- VOCs < 30 g/l\*.

## CHEMICAL NATURE

Two-component fluorinated polyurethane with mineral pigments.

## CONTAINERS

5 litres kits. Product A (base) + product B (hardener).

## TECHNICAL DATA

Physical state at 20 °C	: Liquid
Colour	: Coloured
Odour	: None
pH	: 7 ± 0.5
Boiling point [°C]	: 100°C
Relative density	: About 1.06 depending on the colour
Solubility in water [vol/vol]	: Total
Flashpoint [°C]	: Not applicable

## HOW TO USE

### Surface preparation:

- Apply the product to a surface that is clean, dust-free, grease-free and dry. To remove stains and greasy stains use **Net'Guard® Eco Maintenance** and a smooth sponge if necessary. Rinse carefully and wait until the surface is completely free from any cleaner marks before applying the protection.
- The surface must be cohesive. Do not apply to GRP if any treatment has been applied after demolding.

### Preparing the mixture:

- Do not apply during rain or in very hot weather. Ideal surface and air temperature 10°C to 30°C.
- Test first on a small inconspicuous area and allow to dry for 24 hrs. Check adhesion.
- Shake product A (base) thoroughly before use.
- Add part B (hardener) slowly to part A (base) of **ProtectGuard® Color Special GRP**, stirring continuously. Use an electric stirrer to stir at medium speed until the mixture is homogeneous (around 5 to 15 minutes depending on quantity).
- Leave the mixture exposed to the air for 15 to 30 min to allow bubbles to escape, then stir again for 1 min before use.

- The resulting mixture can be used for 4 hours if the ambient temperature is below 25°C. If the temperature is higher, the useable time will be shorter. Do not use the mixture after this time.

### Applying the 1st layer:


- Apply **ProtectGuard® Color Special GRP** diluted with not more than 5 to 10% water. Mix thoroughly. The first layer must be regarded as a primer layer designed to both impregnate the GRP and provide a key for the next layer.
- Apply sparingly to avoid producing a thick film.
- Leave to dry for 30 min to 1 hour at 20° C. The substrate must be dry and non-tacky before it can be reworked (maximum time between 2 coats: 24h).
- For best results rub down before the second layer.

### Applying the 2nd layer:

- Apply the second layer sparingly using undiluted **ProtectGuard® Color Special GRP**.
- If a third layer is needed, repeat the procedure described above. Wait until completely dry before applying any additional layer to reach the optimal coverage.
- Protect from rain for 24 hours and from oily deposits for at least 48 hours.
- Optimal performance is attained after 5 to 7 days.

## APPLICATION TOOLS

- For better control and best final results, **ProtectGuard® Color Special GRP** should preferably be applied with an air-assisted spray gun. Brush application is also possible.



## MAINTENANCE ADVICE

- Rinse regularly with clear water.
- Graffiti (paint, ink) can be cleaned off with a rag soaked in **GraffiGuard® 2010**. Always rinse off with plenty of clean water immediately afterwards. Always test a small area first.
- As with any pigmented finish for exterior use, the colour will change over time. Differences in shades may therefore develop between areas exposed to UV radiation (sun and moon) and areas sheltered from this radiation (northfacing or shaded). The architectural design therefore has an influence on the overall finish of a project. A maintenance layer is recommended. This layer must be applied before the product suffers any deterioration.

## COVERAGE

Coverage depends on how porous the GRP is.  
The following values are for guidance only:

**130 to 200 g/m<sup>2</sup> for 2 layers.**

## CLEANING YOUR EQUIPMENT

- Tools and equipment should be cleaned with water immediately after use.

## STORAGE

- Store in a dry place at a temperature of between 5°C and 30°C.
- Shelf-life: 12 months from date of manufacture, in original unopened can.

## HEALTH AND SAFETY

- Breathing protection: Wear a protective mask (type P3).
- Hand protection: Wear latex gloves.
- Skin protection: Wear skin protection or special clothing.
- Eye protection: Wear protective goggles.
- In case of ingestion: Do not induce vomiting. Contact a doctor or specialist.

## PROFESSIONAL PRODUCT

## TECHNICAL SUPPORT

### GUARD INDUSTRY

7 rue Gutenberg • 93108 MONTREUIL Cedex • FRANCE

Tél: +33 (0)1.55.86.17.60 • Fax:+33 (0)1.48.58.16.89

E-mail : [contact@guardindustry.com](mailto:contact@guardindustry.com)

[www.guardindustry.com](http://www.guardindustry.com)

**Important:** The content of this documentation is based on our experience with the product. Guard Industry guarantees the quality of its products but expressly disclaims all liability if the user does not follow the recommendations and conditions of use of the products, especially but not exclusively in the case of faulty application, application by untrained personnel, use of products not compatible with Guard Industry products, or adverse weather conditions. For more information, consult the safety data sheet.

**For the most recent version of our data sheet, visit our website [www.guardindustry.com](http://www.guardindustry.com)**

Last updated : 07/03/2022

Tested & certified as per ASTM E84  
with Class A result



Refer to [www.tbwcert.com](http://www.tbwcert.com)  
for validity and full  
documentation