





PROTECT GUARD® COLOR Anti-Graffiti



PERMANENT ANTI-GRAFFITI COLOURED STAIN WATER-REPELLENT & ANTI-STAINING ALL KIND OF CONCRETES

- EXCELLENT PROTECTION AGAINST GRAFFITIS
- RESIST MORE THAN 10 CLEANING CYCLES
- DECORATES AND EMBELLISHES

- PROTECTS AGAINST WATER, OIL AND DIRT
- UV-RESISTANT
- INTERIOR AND EXTERIOR

PRODUCT DESCRIPTION

ProtectGuard® Color AntiGraffiti is a two-components product that durably protects and embellishes concretes.

1. Water and oil repellent & anti-graffiti product

ProtectGuard® Color AntiGraffiti is a very high performance two-part anti-graffiti product. Formulated with new generation resins it is much more effective in terms of protection of all porous and low porous concrete against all kinds of graffiti or tags (paint, felt pens, etc.) and dirt.

ProtectGuard® Color AntiGraffiti offers long-lasting protection against graffiti. It can be cleaned dozens of times (with Guard Remover Graffiti® 2010 graffiti cleaner) and will still keep working, so does not need to be reapplied after graffiti has been removed.

2. Pigmented stain

ProtectGuard® Color AntiGraffiti is a substrate stain well suited to concretes and UHPC. Unlike a paint, it is a semitransparent product which does not interfere with the inorganic nature of the materials. The final colour is dependent on the colour of the stain and the colour of the substrate.

ProtectGuard® Color AntiGraffiti is a non-film-forming product, the substrate remains permeable to air and water vapour.

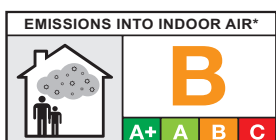

USE

ProtectGuard® Color AntiGraffiti is used indoors as well as out on all kind of vertical concretes: regular concrete, reinforced concrete, fiber concrete, UHPC, etc.

AVAILABLE COLOURS

ProtectGuard® Color AntiGraffiti stains come in 42 standard colors and are available in semi glossy or glossy finish. Customers' own colours can also be incorporated in the laboratory or on site on demand.

Each shade is available in 3 different opacities (opaque, semi-opaque and slightly opaque).



CHEMICAL NATURE

Two-component product based on water-based polyurethane with mineral pigments.

ADVANTAGES AND CHARACTERISTICS

- Gives colour while preserving the inorganic nature of concrete.
- Anti-stain and anti-dirt: prevents water and greasy liquids from penetrating.
- 25 years colour lasting & 10 years AXA guarantee.
- Limits recurrence of dirt build-up due to pollution and moss and lichen growth - makes cleaning easier.
- Prevents the penetration of graffiti.
- Prevents freeze/thaw damage.
- Non-film-forming, allows substrate to breathe.
- UV-resistant.

ENVIRONMENT

Ecological and respects the environment:

- Water-based product.
- No petroleum-based solvents.
- Silicone-free.
- VOCs < 75 g/l*.

CONTAINERS

1 and 5 litres kits (bucket + hardener). Made up of the base (A component) and the hardener (B component).

TECHNICAL DATA

Physical state at 20 °C	: Liquid
Appearance	: Coloured
Odour	: Odourless
pH	: 7.5 ± 1
Boiling point [°C]	: 100 °C
Density	: About 1.08 depending on the colour
Solubility in water [vol/vol]	: Total
Flash point [°C]	: Not applicable

HOW TO USE

Surface preparation:

- The conditions of application and substrate preparation must comply with French unified code of practice DTU 59.1.
- Apply the product to a surface that is clean, dust-free, grease-free and dry.
- Clean using **Guard Cleaner® Surface Preparation** to open up the porosity of the concrete and allow optimum grip of the protection. This step also allows the elimination of traces of efflorescence, laitance or cement bloom. Repeat the operation in case of persistent traces.

- In case of greasy stains or formwork release oil residues, use **Guard Cleaner® Maintenance** first.
- Rinse carefully with a pressure washer until the surface is free from all traces of the cleaner.
- Wait for complete drying through, approximately 24 hours before treatment.

Primer:

- Surface preparation before application has a major influence on the final appearance and performance of the coating, especially as regards the adhesion of **ProtectGuard® Color AntiGraffiti** to the substrate.
- Always carry out a test first.
- Begin by applying **Primer Guard®** or **Primer Guard® Opacifier** with a brush, roller or an HVLP sprayer to promote adhesion (coverage: 12 to 15 m² per litre). Wait a minimum of 4 hours (maximum of 48 hours) before applying **ProtectGuard® Color AntiGraffiti**. For more information refer to the primer data sheet.

Protection:

Application:

- **ProtectGuard® Color AntiGraffiti** is prepackaged in the correct ratios. All of component A must therefore be mixed with all of component B. Under no circumstances modify the A:B ratio.
- Before use, thoroughly mix part A (base) using an electric stirrer until a homogeneous liquid is obtained.
- Stirring continuously, add part B (hardener) to part A (base). Blend at moderate speed with an electric mixer for at least 5 min. Leave for 10 min. to allow bubbles to escape, then homogenise again with the electric mixer before application.
- Once prepared, the mixture can be used for 2 hours at an ambient temperature of less than 20°C.

Application of the first cross coat:

- Dilute the first layer to 10% in clean (drinking) water. Thoroughly homogenise the whole mixture.
- Having first treated the substrate with the adequate primer, the product can now be applied to the substrate.
- Typical coverage on concrete: 60 to 100 g/m².
- Leave to dry for 1 hour (assuming a temperature of 20°C).


Application of the second cross coat:

- For better control and ideal results, it is recommended that the second layer be applied with an HVLP type spray gun.
- Typical coverage on concrete: 60 to 100 g/m².
- Protected drying: 24 hours.
- Full effects achieved after 7 days.

For more information refer to the technical specifications.

APPLICATION TOOLS

For a perfect application, we recommend using an HVLP sprayer. Application with a short nap roller is also possible (only on 100% opacity and smooth non-textured surfaces).



COVERAGE

Coverage depends on the porosity of the material. The figures below should be used only as a general guideline (coverage for 2 coats):

120 to 200g / m² or 5 to 8 m² / L.

MAINTENANCE

Stains & dirt :

- The support can be cleaned with clear water or with diluted **Guard® Cleaner Maintenance** (1 volume of product for 9 volumes of water).

Graffiti & tags :

- Graffiti can be cleaned using **Guard® Remover Graffiti 2010**.

CLEANING YOUR EQUIPMENT

Clean tools and equipment immediately after use with water.

STORAGE

- Keep in a dry place (between 5°C and 30°C).
- Storage: 12 months following the production date when kept in the original unopened container.

RECOMMENDATIONS

- Remove all atmospheric pollution-related dirt from all surfaces to be treated before starting the treatment.
- On fresh concrete or cement, wait at least 10 days before application (check the humidity level and the pH before application for any period less than 28 days or consult the Technical Department).
- Do not apply to very low porous, polished or glazed concrete, organic, metallic or waterproofing materials.

- For a perfect application and effective protection, **ProtectGuard® Color AntiGraffiti** must be used on a support having a temperature between 10°C and 30°C, a humidity level less than or equal to 5% and a pH between 7 and 10.
- Do not apply in rainy weather, very hot weather or in full wind. Air temperature between 10°C and 30°C. Hygrometry rate: between 30% and 80% RH (relative humidity).
- In the event of rain 24 hours after application, plan to reapply the product. Check for the absence of precipitation within 24 hours of the work.
- Do not dilute or mix with any other product.
- Provide protection for nearby substrates and for the person applying the product.

HEALTH AND SAFETY

- Respiratory protection : Under normal conditions of use where adequate ventilation is available, no special respiratory protection equipment is needed.
- Hand protection : Wear latex gloves.
- Skin protection : Wear protective clothing with long sleeves.
- Eye protection : If there is a real risk of splashing, wear protective goggles.
- If swallowed : Do not induce vomiting. Contact a doctor or a specialist.

PRODUCT FOR PROFESSIONAL USE ONLY

TECHNICAL SUPPORT

GUARD INDUSTRY

695B Rue de l'Hers - ZA de la Masquere
31750 ESCALQUENS • FRANCE
Tél: +33 (0)1.55.86.17.60 • Fax:+33 (0)1.48.58.16.89
E-mail : contactus@guardindustry.com
www.guardindustry.com

Important: The content of this documentation is based on our experience with the product. Guard Industry guarantees the quality of its products but expressly disclaims all liability if the user does not follow the recommendations and conditions of use of the products, especially but not exclusively in the case of faulty application, application by untrained personnel, use of products not compatible with Guard Industry products, or adverse weather conditions. For more information, consult the safety data sheet.

For the most recent version of our data sheet, visit our website www.guardindustry.com

Last updated : 14/02/2023